


# Regional School Units



China, Messalonskee,  
Vassalboro, Waterville, &  
Winslow

September 5, 2007



# Purpose of the Regionalization Planning Committee

- ◆ To increase educational opportunities for Messalonskee, China, Vassalboro, Waterville, and Winslow students, as well as create cost efficiencies.
- ◆ To comply with the consolidation law passed this spring in order to make recommendations to our respective School Boards.



# The Consolidation Law

- ◆ *In the spring of 2007 Governor Baldacci and the Maine Legislature passed the state biennial budget. Embedded in the budget was the language that required consolidation of Maine school systems from 290 to 80, with the goal of at least 2,500 students per Regional School Unit (RSU).*



# The Consolidation Law

## ◆ WHY?

- Declining Student Enrollment Statewide
- Taxpayer Revolt (TABOR)
- SAU's : Too Small and Inefficient



# The Consolidation Law

- ◆ **Exceptions** to the 2,500 student goal include:
  - 1) off-shore islands and Indian schools, geography
  - 2) efficient high performing schools, and
  - 3) the so called “doughnut” hole.
- ◆ **Requires**
  - the formation of a *Regional Planning Committee* (RPC) with the purpose of analyzing the pros and cons of possible partnerships and the creation of a regional agreement
    - *Some areas the RPC needs to consider include cost sharing, EPS changes, cost savings/increases, governance, employee contracts, school choice and property, assets, and debt, as well as a transition plan*



# The Consolidation Law



## ◆ Key Dates

- Summer of 2007 - formation of *Regional Planning Committee*
- August 31, 2007 - *Notice of Intent Letter* sent to Commissioner Gendron.
- *Regional Plan* due to MDOE by December 1, 2007.
- *First voting opportunity* is January 15, 2008, with operational date of July 1, 2008.
- *Second voting opportunity* is November 4, 2008, with operational date of July 1, 2009.
- Lack of voter approval invokes *penalties*.


# Consolidation Law



## ◆ Penalties for Non-compliance

- additional 50% reduction in administrative support
- less favorable treatment for school construction
- reduction in EPS subsidy from 55% to 53.86%
- not eligible for Transition Adjustment

# Governance Models



## ◆ **Municipal: Waterville**

- *A municipal school system is a department of the city in which it resides and is accountable to the city council*

## ◆ **School Union: (52)**

- *A school union is made up of several municipal school systems who choose to share the cost of a central office. Each member of the union is independent of the other members and each town has its own school board.*


## ◆ **MSAD: (47)**

- *A Maine School Administrative District is made up of member communities who have decided to share school governance through a common school board, superintendent and operational policies. The School Board is independent of town/city government.*




# Governance Models

- ◆ ALL Current Governance Models are to be replaced with a **Regional School Unit (RSU)**.
  - A *Regional School Unit* is very similar to a MSAD. It will be made up of member communities who have decided to share school governance through a common school board, superintendent and operational policies. Like a MSAD, the RSU School Board is independent of town/city government.



# Census (KVCOG) Estimate 2006

Town	Population	Voting Weight (1 vote/thousand)
<i>Belgrade</i>	3,209	3.209
<i>Oakland</i>	6,202	6.202
<i>Rome</i>	1,101	1.101
<i>Sidney</i>	3,966	3.966
<b>SAD #47</b>	<b>14,478</b>	<b>14.478</b>
<b>Waterville</b>	<b>15,639</b>	<b>15.639</b>
<b>China</b>	<b>4,408</b>	<b>4.408</b>
<b>Vassalboro</b>	<b>4,337</b>	<b>4.337</b>
<b>Winslow</b>	<b>7,944</b>	<b>7.944</b>
<b>Total</b>	<b>46,806</b>	<b>46.806</b>




# Valuation – 2006 M.D.O.E.




<i>B e l g r a d e</i>	\$ 4 2 7 , 7 5 0 , 0 0 0
<i>O a k l a n d</i>	\$ 3 4 3 , 1 0 0 , 0 0 0
<i>R o m e</i>	\$ 2 2 6 , 4 0 0 , 0 0 0
<i>S i d n e y</i>	\$ 2 5 0 , 9 5 0 , 0 0 0
<b>SAD #47</b>	<b>\$1,248,200,000</b>
<b>Waterville</b>	<b>\$632,500,000</b>
<b>China</b>	<b>\$285,100,000</b>
<b>Vassalboro</b>	<b>\$236,250,000</b>
<b>Winslow</b>	<b>\$437,650,000</b>
<b>Total</b>	<b>\$2,839,700,000</b>



# Valuation – 2007 Maine Revenue Service


<i>Belgrade</i>	\$ 542,100,000	
<i>Oakland</i>	\$ 376,950,000	
<i>Rome</i>	\$ 253,750,000	
<i>Sidney</i>	\$ 311,800,000	
		<b>Mil Effort</b>
<b>SAD #47</b>	<b>\$1,484,600,000</b>	9.84
<b>Waterville</b>	<b>\$697,450,000</b>	10.35
<b>China</b>	<b>\$323,450,000</b>	12.34
<b>Vassalboro</b>	<b>\$259,650,000</b>	8.89
<b>Winslow</b>	<b>\$474,850,000</b>	11.64
<b>Total</b>	<b>\$3,240,000,000</b>	



# Debt (estimate) as of June 30, 2009



District	State Approved	Local Only	Total
<b>SAD #47</b>	<b>\$11,124,887</b>	<b>\$856,922</b>	<b>\$11,981,809</b>
<b>Waterville</b>	<b>\$201,560</b>	<b>\$4,199,791</b>	<b>\$4,401,351</b>
<b>China</b>	<b>\$337,263</b>	<b>\$48,067</b>	<b>\$385,330</b>
<b>Vassalboro</b>	<b>\$681,314</b>	<b>\$586,470</b>	<b>\$1,267,784</b>
<b>Winslow</b>	<b>\$1,426,694</b>	<b>\$8,819,830</b>	<b>\$10,246,524</b>




# 2007-08 Budget



<b>SAD #47</b>	<b>\$25,401,211</b>
<b>Waterville</b>	<b>\$19,367,633</b>
<b>China</b>	<b>\$7,936,777</b>
<b>Vassalboro</b>	<b>\$6,990,830</b>
<b>Winslow</b>	<b>\$14,144,000</b>
<b>Total</b>	<b>\$73,840,451</b>

# School Population (2004-05)



School	Population
<i>Atwood Primary</i>	<b>232</b>
<i>Belgrade Central</i>	<b>282</b>
<i>James H. Bean</i>	<b>336</b>
<i>Williams Elementary</i>	<b>245</b>
<i>Middle School</i>	<b>629</b>
<i>High School</i>	<b>910</b>
<i>Total</i>	<b>2,634</b>

Total: Messalonskee, China, Vassalboro, Waterville, Winslow: 7,117

# School Population (2004-05)



School	Population
<i>Mitchell Elementary</i>	<b>620</b>
<i>Hall Elementary</i>	<b>270</b>
<i>Junior High</i>	<b>450</b>
<i>High School</i>	<b>670</b>
<i>Total</i>	<b>2,010</b>

Total: Messalonskee, China, Vassalboro, Waterville, Winslow: 7,117

# School Population (2004-05)



School	Population
<i>China K-8</i>	<b>535</b>
<i>Vassalboro K-8</i>	<b>513</b>
<i>Winslow Elementary</i>	<b>520</b>
<i>Winslow Junior High</i>	<b>320</b>
<i>Winslow High</i>	<b>585</b>
<i>Total</i>	<b>2,473</b>

Total: Messalonskee, China, Vassalboro, Waterville, Winslow: 7,117

# Student Population by Town

ED 281 2007-08


<i>Oakland</i>	<i>1,123.5</i>
<i>Rome</i>	<i>152</i>
<i>Sidney</i>	<i>727</i>
<b>SAD #47</b>	<b>2,568</b>
<b>Waterville</b>	<b>1,951</b>
<b>China</b>	<b>774</b>
<b>Vassalboro</b>	<b>832</b>
<b>Winslow</b>	<b>1,124</b>
<b>Total</b>	<b>7,249</b>





# Student Data

(MDOE 2004-05)



District	Drop Out Rate	Graduation Rate	Average Daily Attendance	College Placement (2005-06)	NEASC
<b>SAD #47</b>	<b>0.77%</b>	92.76%	96.90%	84%	Yes
<b>Waterville</b>	<b>1.50%</b>	87.57%	94.15%	78%	Yes
<b>Winslow</b>	<b>0.17%</b>	88.65%	94.24%	80%	Yes



# Socio-Economic Data

<b>District</b>	<b>Free/Reduced Lunch (2007-08 EDU 281)</b>	<b>Special Ed. Count (SAU's)</b>
<b><i>SAD #47</i></b>	<b><i>31.23%</i></b>	<b><i>376 (15%)</i></b>
<b><i>Waterville</i></b>	<b><i>57.41%</i></b>	<b><i>325 (16%)</i></b>
<b><i>China</i></b>	<b><i>37.33%</i></b>	<b><i>90 (11.6%)</i></b>
<b><i>Vassalboro</i></b>	<b><i>38.58%</i></b>	<b><i>104 (12.5%)</i></b>
<b><i>Winslow</i></b>	<b><i>30.93%</i></b>	<b><i>231 (17%)</i></b>



# Secondary Per Pupil Costs


(MDOE 2004-05)



District	Local	State Average
<b>SAD #47</b>	<b>\$7,729.32</b>	<b>\$8,951.75</b>
<b>Waterville</b>	<b>\$9,037.85</b>	<b>\$8,951.75</b>
<b>China</b>	<b>\$8,040.97</b>	<b>\$8,951.75</b>
<b>Vassalboro</b>	<b>\$8,125.73</b>	<b>\$8,951.75</b>
<b>Winslow</b>	<b>\$8,480.27</b>	<b>\$8,951.75</b>

# Elementary Per Pupil Costs

(MDOE 2004-05)



<b>District</b>	<b>Local</b>	<b>State Average</b>
<b>SAD #47</b>	<b>\$6,621.48</b>	<b>\$7,873.29</b>
<b>Waterville</b>	<b>\$6,764.78</b>	<b>\$7,873.29</b>
<b>China</b>	<b>\$6,961.75</b>	<b>\$7,873.29</b>
<b>Vassalboro</b>	<b>\$7,008.22</b>	<b>\$7,873.29</b>
<b>Winslow</b>	<b>\$7,912.86</b>	<b>\$7,873.29</b>

# Teachers




District	Teachers FTE (2004-05 MDOE)	Salary Range 2007
<b>SAD #47</b>	<b>208.0</b>	<b>\$31,700 - \$54,225</b>
<b>Waterville</b>	<b>195.1</b>	<b>\$30,000 - \$54,853</b>
<b>China</b>	<b>55.0</b>	<b>\$29,612 - \$53,808</b>
<b>Vassalboro</b>	<b>54.0</b>	<b>\$29,631 - \$51,856</b>
<b>Winslow</b>	<b>149.0</b>	<b>\$30,000 - \$58,183</b>
<b>Total</b>	<b>661.1</b>	



# Required Elements of the Plan due December 2007

- ◆ **Governance**
- ◆ ***Disposition of Real & Personal School Property***
- ◆ **Disposition of existing school indebtedness**
- ◆ ***Lease Purchase Obligations***
- ◆ ***Assignment of School personnel contracts***
- ◆ **Disposition of Existing School Funds**
- ◆ ***Transition Plan for the Development of a 1<sup>st</sup> Year Budget***
- ◆ **Interim School Policies**



A collection of items including a chessboard, medals, a compass, and glasses. The chessboard is in the top left corner, featuring a red and blue checkered pattern with several pieces. Below it is a blue ribbon with a circular emblem. To the right of the chessboard is a silver star-shaped medal with a central emblem. In the bottom left corner is a round compass with a white face and black markings. A pair of gold-rimmed glasses is positioned diagonally across the center of the image.

*“This  
consolidation  
effort does not  
involve the  
closure of high  
schools or the  
elimination of  
sports  
programs.”*

*Superintendents Haley, Miller, & Morse*

A collection of symbolic objects including a chessboard, medals, a compass, and glasses. The chessboard is in the top left, with several pieces visible. A red ribbon with a circular emblem is at the top. A blue ribbon with a circular emblem is in the middle left. A silver star-shaped medal is in the center. A pair of glasses is in the bottom center. A compass is in the bottom left.

*“We feel strongly that by combining efforts we can enhance educational opportunities for all students.”*

*Superintendents Haley, Miller & Morse*